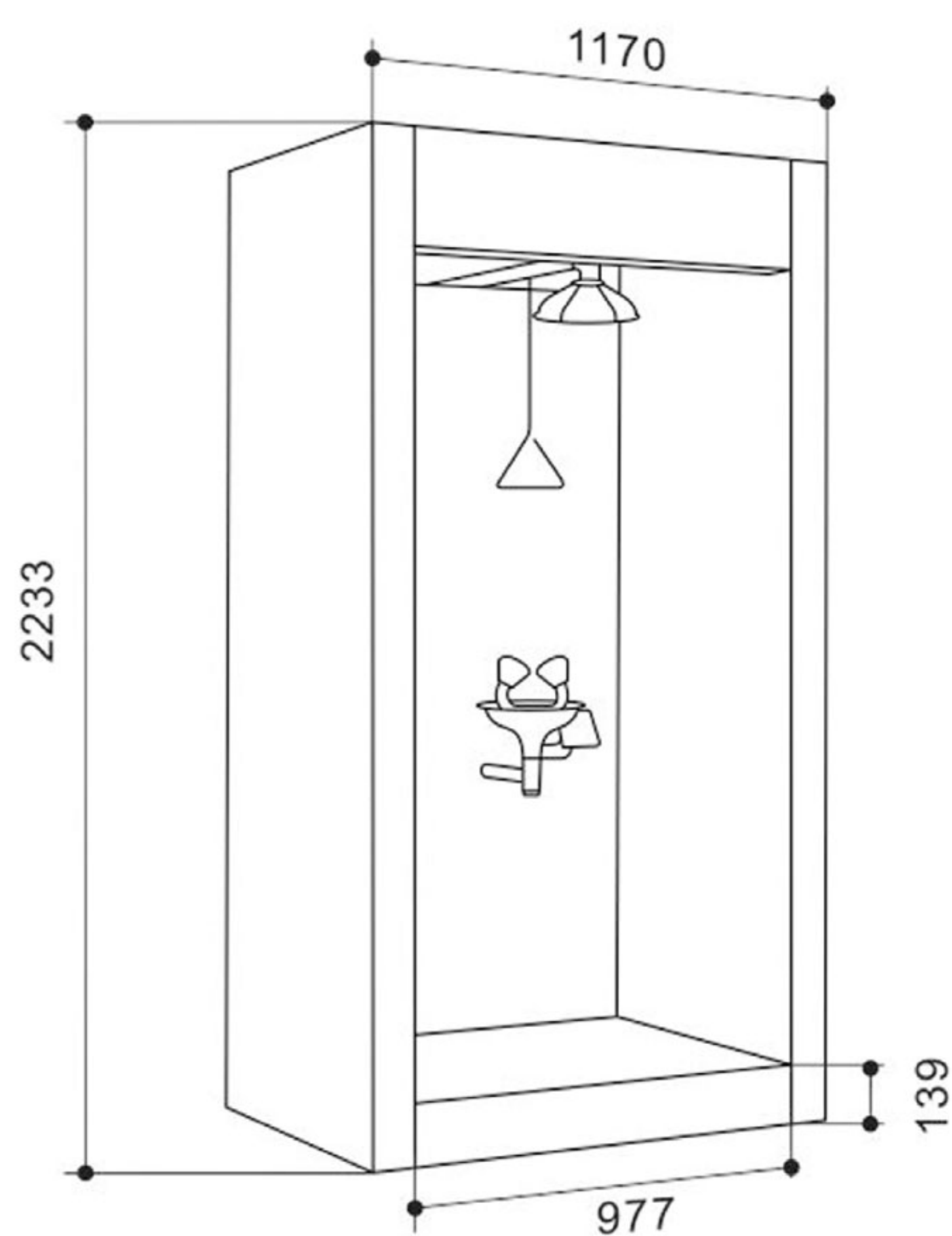


## Emergency Shower Rooms

**WG7054H**

It complies with the regulations in ANSI Z358.1-2014 standard and OSHA 29 CFR 1910.151(C) issued by ANSI has acquired CE Certification

Emergency Shower Rooms are manufactured ad per standard CE-DIN12899-UN19608. When the chemicals or toxic substances splash to the staff body, face, eye or fire to staff clothing. The unit can quickly bring harm to a minimum. The soft rubber protecting cup can avoid second hurt resulted by colliding eyes when use it urgently. Standards Licensed to the internationally recognised standard ANSI Z358.1-2014 and are compliant with AS4775-2007 for Emergency Eyewash and Shower equipment.



## Emergency Shower Rooms

Product	Main Material	Color	Flow Speed (L/min)	Inlet	Outlet	Pressure (KPa)	Packing size L*W*H/ cm	G.W. (kgs.)	Model
Emergency Shower Rooms	304SS	Silver	Eye: 10L/min Shower: 80L/min	1、G1/2	-	3-6bar	240*130*45	60	<b>WG7054H</b>



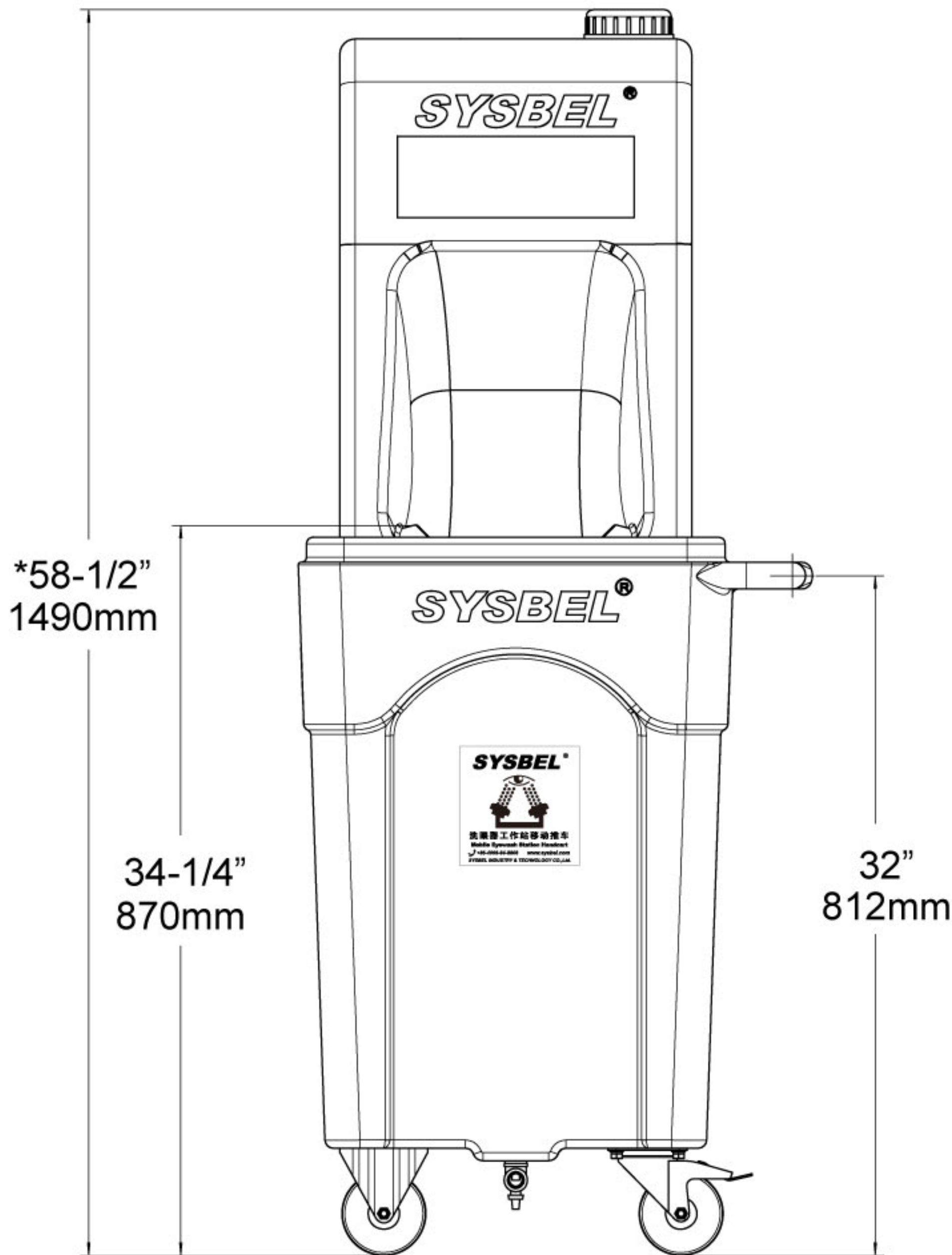
Portable Eyewash with Mobile Waste Cart

**WG6000AD**



It complies with the regulations in ANSI Z358.1-2014 standard and OSHA 29 CFR 1910.151(C) issued by ANSI has acquired CE Certification

- Mobile waste cart adds portability and even holds the unit, also, collects waste water
- Perfectly equipped with WG6000A and WG6000B
- After placing on the cart, the spray heads are located between 83.8-134.6cm from the floor, which comply with ANSI Z358.1-2014
- Highly visible yellow, rugged polyethylene construction is well suited to long term use in harsh environments
- Built in handle for easy transport is great for use on remote site
- Petcock on the bottom for easy drainage
- Comes equipped with two rigid casters in front and two swivel casters with "Total Lock" brakes in back
- Includes clearly marked eyewash signs
- Cart has 37.5-gallon (142 liter) capacity and measures 86H x 61.5W x 52D (cm)



Portable Eyewash with Mobile Waste Cart									
Product	Main Material	Water Capacity (L/Gal)	Flow Speed (L/min)	Flushing Time (min)	Product Mix	G.W. (kgs.)	N.W. (kgs.)	Certification	Model
Portable Eyewash with Mobile Waste Cart	Poplyethylene	60/16	2.6	18	WG6000A+WG005	27.5	26.5	ANSI Z358.1 AS 4775 CE	<b>WG6000AD</b>



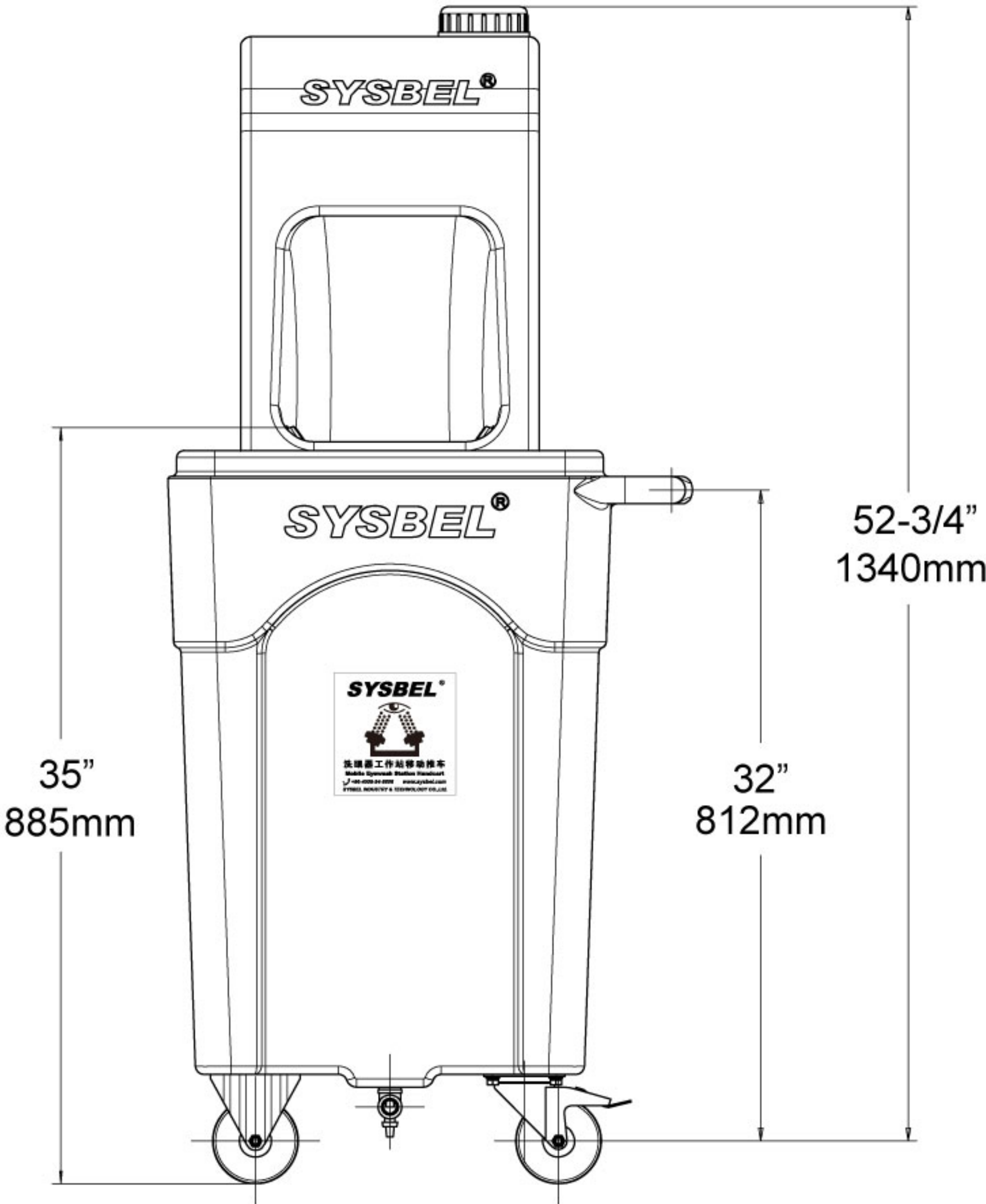
Portable Eyewash with Mobile Waste Cart

**WG6000BD**



It complies with the regulations in ANSI Z358.1-2014 standard and OSHA 29 CFR 1910.151(C) issued by ANSI has acquired CE Certification

- Mobile waste cart adds portability and even holds the unit, also, collects waste water
- Perfectly equipped with WG6000A and WG6000B
- After placing on the cart, the spray heads are located between 83.8-134.6cm from the floor, which comply with ANSI Z358.1-2014
- Highly visible yellow, rugged polyethylene construction is well suited to long term use in harsh environments
- Built in handle for easy transport is great for use on remote site
- Petcock on the bottom for easy drainage
- Comes equipped with two rigid casters in front and two swivel casters with "Total Lock" brakes in back
- Includes clearly marked eyewash signs
- Cart has 37.5-gallon (142 liter) capacity and measures 86H x 61.5W x 52D (cm)



Portable Eyewash with Mobile Waste Cart									
Product	Main Material	Water Capacity (L/Gal)	Flow Speed (L/min)	Flushing Time (min)	Product Mix	G.W. (kgs.)	N.W. (kgs.)	Certification	Model
Portable Eyewash with Mobile Waste Cart	Poplyethylene	30/8	2.6	9	WG6000B+WG005	25	24	ANSI Z358.1 AS 4775 CE	<b>WG6000BD</b>